



HYDROFIRE ΕΠΕ

Buildings - Industry - Marine – Waterworks
END OF AG. PANTELEIMONOS Str. (ELEONAS)
GR-12241 EGALEO,

Tel.: +30 210 3412 749-750 Fax: +30 210 3412 406
www.hydrofire.gr, email: info@hydrofire.gr



oventrop

“Flypass 4TZ” Advantages



The body of the connection fitting “Flypass 4TZ” is made of dezincification resistant brass, the seals of EPDM or PTFE and the handles of polyamide

The Oventrop connection fitting “Flypass 4TZ” is used for the connection of fan convectors (fan coil units), chilled ceiling modules, induction air systems, cooling and heating zones to the pipework of central heating and cooling systems with closed circuit.

The direction of flow is optional. The connection fitting can be installed in any position: horizontal, oblique or vertical, in ascending and descending sections.

Advantages “Flypass 4TZ”

- three-way balls which can be turned by 180° allow for multiple positions
- the ball positions are displayed by the shape of the handle and the imprinted flow directions
- the flat sealing connections to the appliance side allow for the connection of components without intermediate pieces
- optional conversion to bypass operation
- different products for the direct connection to the connection fitting are available
- the extended handles allow for an insulation of the fitting
- one fill and drain ball valve is supplied with the fitting
- connection facility for an additional fill and drain ball valve
- differential pressure measurement across the appliance side (by use of the additional fill and drain ball valve)



System illustration



HYDROFIRE ΕΠΕ

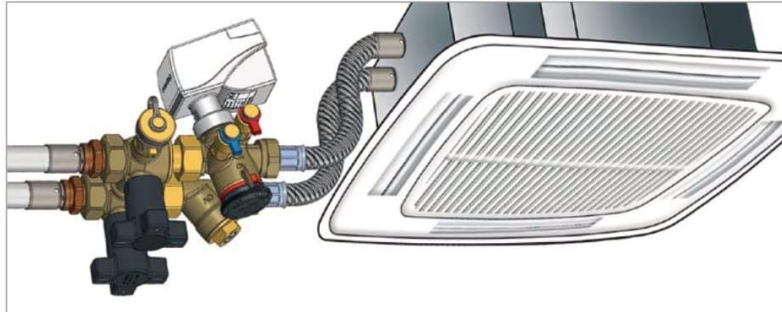
Buildings - Industry - Marine – Waterworks
 END OF AG. PANTELEIMONOS Str. (ELEONAS)
 GR-12241 EGALEO,

Tel.: +30 210 3412 749-750 Fax: +30 210 3412 406
www.hydrofire.gr, email: info@hydrofire.gr

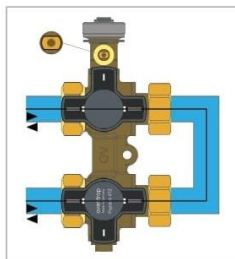


oventrop

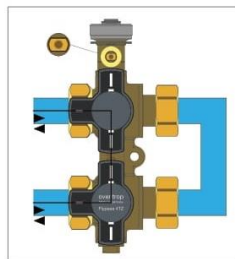
“Flypass 4TZ” Functions



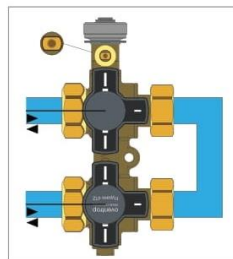
System illustration with “flypass set” and optional actuator



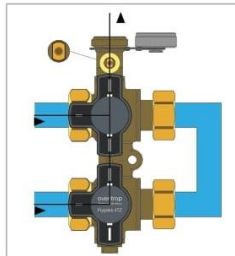
Normal operation



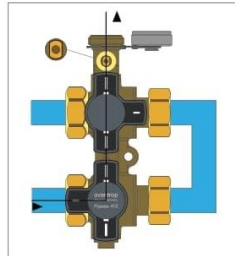
Bypass operation



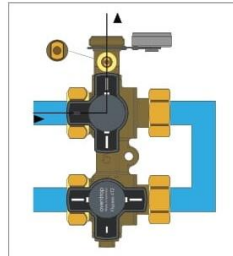
Isolation



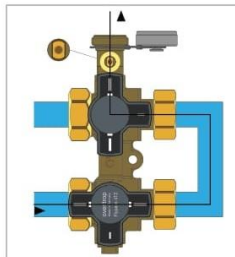
Filling and bleeding the system side



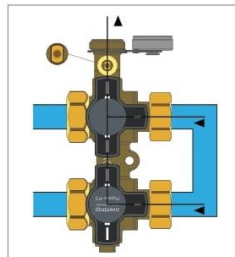
Draining, bleeding and flushing the system side



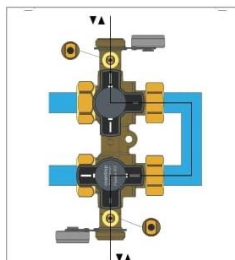
Draining, bleeding and flushing the system side



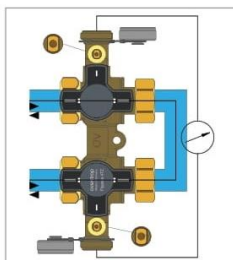
Filling, bleeding and flushing the appliance side



Isolating and draining the appliance side



Re-filling, bleeding and flushing the appliance side



Differential pressure measurement

Functional description

The connection fitting “Flypass 4TZ” is used for the isolation, flushing, draining and bleeding of the supply and return pipe installed in the flow direction in front of the fitting or of the succeeding sections of the system.

The connection fitting can be converted to bypass operation. The ball positions and thus the flow directions are displayed by the shape of the handles.

The fitting features two lateral connections G ¼ for the connection of Oventrop fill and drain ball valves (one fill and drain ball valve is supplied with the fitting) or pressure test points of the “Hydrocontrol” product range.

“Flypass 4TZ”	Item no.
DN 15	1149504
DN 20	1149506



The item numbers of pre-assembled and leak tested sets can be found in the catalogue “Products”.

Functions “Flypass 4TZ” with fill and drain ball valve

One fill and drain ball valve is supplied with each connection fitting. An additional one can be connected as an option.

Different products (accessories) for the direct connection to the fitting “Flypass 4TZ” are available.

Fill and drain ball valve
Item no. 1060191