



# HYDROFIRE ΕΠΕ

Buildings - Industry - Marine – Waterworks  
 END OF AG. PANTELEIMONOS Str. (ELEONAS)  
 GR-12241 EGALEO,  
 Tel.: +30 210 3412 749-750 Fax: +30 210 3412 406  
[www.hydrofire.gr](http://www.hydrofire.gr), email: [info@hydrofire.gr](mailto:info@hydrofire.gr)



## Victaulic® FireLock™ Series FL-SR/ST Storage, Standard Response Upright, Pendent and Recessed Pendent Sprinklers K11.2 (16.2)



### 1.0 PRODUCT DESCRIPTION

STANDARD RESPONSE STORAGE SPRINKLERS		
SIN	V3403	V3407
SPRINKLER TYPE	CMDA	CMDA
SPRINKLER RESPONSE	SR	SR
ORIENTATION	Upright	Pendent
K-FACTOR <sup>1</sup>	11.2 Imp./16.1 S.I.	11.2 Imp./16.1 S.I.
CONNECTION	¾" NPT/20mm BSPT/IGS	¾" NPT/20mm BSPT/IGS
MAX. WORKING PRESSURE	175 psi (1200 kPa)	175 psi (1200 kPa)
GLOBE EQUIVALENT	GL1167	GL1160

AVAILABLE GUARDS/SHIELDS	
SPRINKLER	V34/V36 Guard
UPRIGHT	■
PENDENT	■

AVAILABLE WRENCHES			
SPRINKLER	V34 Recessed	V34 Open End	⅜ Hex-Bit (V9)
UPRIGHT	■	■	■
PENDENT	■	■	■

**Factory Hydrostatic Test:** 100% @ 500 psi/3447 kPa/34 bar

**Min. Operating Pressure:** UL/FM: 7 psi/48 kPa/5 bar

**Temperature Rating:** See tables in section 2.0

<sup>1</sup> For K-Factor when pressure is measured in bar, multiply S.I. units by 10.0.

ALWAYS REFER TO ANY NOTIFICATIONS AT THE END OF THIS DOCUMENT REGARDING PRODUCT INSTALLATION, MAINTENANCE OR SUPPORT.






# HYDROFIRE ΕΠΕ

**Buildings - Industry - Marine – Waterworks**  
 END OF AG. PANTELEIMONOS Str. (ELEONAS)  
 GR-12241 EGALEO,  
 Tel.: +30 210 3412 749-750 Fax: +30 210 3412 406  
[www.hydrofire.gr](http://www.hydrofire.gr), email: [info@hydrofire.gr](mailto:info@hydrofire.gr)



[victaulic.com](http://victaulic.com)

## 2.0 CERTIFICATION/LISTINGS



SIN	V3403	V3407
Nominal K Factor Imperial	11.2	
Nominal K Factor S.I. <sup>2</sup>	16.1	
Installation Type	Upright	Pendent
Escutcheon	Flush/Extended	
<b>Approved Temperature Rating</b>		
cULus	135°F/57°C	135°F/57°C
	155°F/68°C	155°F/68°C
	175°F/79°C	175°F/79°C
	200°F/93°C	200°F/93°C
	286°F/141°C	286°F/141°C
FM ½" ADJUSTMENT ESCUTCHEON ONLY	135°F/57°C	135°F/57°C
	155°F/68°C	155°F/68°C
	175°F/79°C	175°F/79°C
	200°F/93°C	200°F/93°C
	286°F/141°C	286°F/141°C

<sup>2</sup> For K-Factor when pressure is measured in bar, multiply S.I. units by 10.0.

### NOTE

- Listings and approval as of printing.

## 3.0 SPECIFICATIONS – MATERIAL

**Deflector:** Bronze

**Bulb Nominal Diameter:** 3.0mm

**Load Screw:** Bronze

**Pip Cap:** Bronze

**Spring Seal:** PTFE coated Beryllium nickel alloy

**Frame:** Brass

**Lodgement Spring:** Stainless steel

**Coupling:** Refer to Victaulic [publication 10.65](#)

**Installation Wrench:** Ductile iron

**Sprinkler Frame Finishes:**

- Plain brass
- Chrome plated
- White polyester painted<sup>3, 4</sup>
- Flat black polyester painted<sup>3, 4</sup>
- Custom polyester painted<sup>3, 4</sup>
- VC-250<sup>5</sup>

<sup>3</sup> Not available on the Intermediate Level Style Pendent.

<sup>4</sup> UL Listed for corrosion resistance.

<sup>5</sup> UL Listed and FM Approved for corrosion resistance.

### NOTE

- For cabinets and other accessories refer to separate sheet.



# HYDROFIRE ΕΠΕ

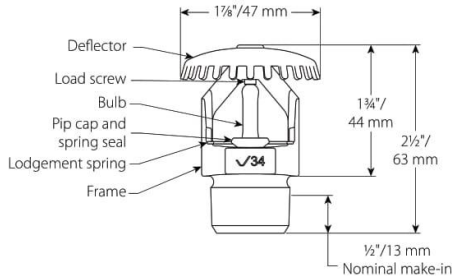
Buildings - Industry - Marine – Waterworks  
 END OF AG. PANTELEIMONOS Str. (ELEONAS)  
 GR-12241 EGALEO,

Tel.: +30 210 3412 749-750 Fax: +30 210 3412 406  
[www.hydrofire.gr](http://www.hydrofire.gr), email: [info@hydrofire.gr](mailto:info@hydrofire.gr)

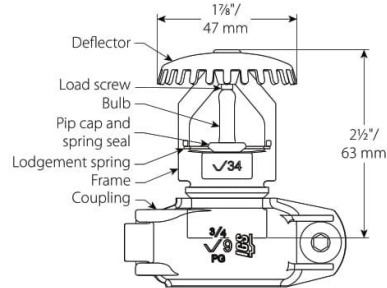


[victaulic.com](http://victaulic.com)

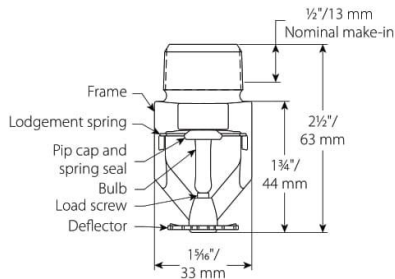
## 4.0 DIMENSIONS



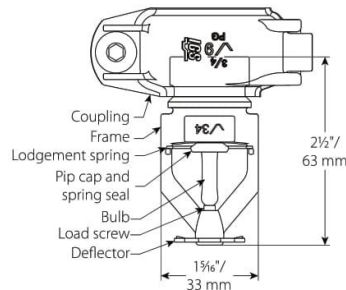
**Threaded  
V3403**



**Grooved  
V3403**



**Threaded  
V3407**



**Grooved  
V3407**

## 5.0 PERFORMANCE

Sprinkler is to be installed and designed as per NFPA, FM Datasheets, or any local standards.

COMMODITY SELECTION AND DESIGN CRITERIA OVERVIEW		
Storage Type	NFPA	FM
Open Frame (that is, no solid shelves) Single, Double, Multiple-Row, or Portable Rack Storage of Class I-IV and Group A or B Plastics	NFPA 13	Datasheet 2-0
Solid Pile or Palletized Storage of Class I-IV and Group A or B Plastics	NFPA 13	Datasheet 2-0
Idle Pallet Storage	NFPA 13	Datasheet 8-24
Rubber Tire Storage	NFPA 13	Datasheet 8-3
Rolled Paper Storage (Refer to the standard.)	NFPA 13	Datasheet 8-21
Flammable Liquid Storage (Refer to the standard.)	NFPA 30	Datasheet 7-29
Aerosol Storage (Refer to the standard.)	NFPA 30B	Datasheet 7-31
Automotive Components in Portable Racks (Control mode only, refer to the standard.)	Refer to NFPA 13	N/A








# HYDROFIRE ΕΠΕ

Buildings - Industry - Marine – Waterworks  
END OF AG. PANTELEIMONOS Str. (ELEONAS)  
GR-12241 EGALEO,  
Tel.: +30 210 3412 749-750 Fax: +30 210 3412 406  
[www.hydrofire.gr](http://www.hydrofire.gr), email: [info@hydrofire.gr](mailto:info@hydrofire.gr)



[victaulic.com](http://victaulic.com)

## 6.0 NOTIFICATIONS

 <b>WARNING</b>	
   	<ul style="list-style-type: none"> <li>• Read and understand all instructions before attempting to install any Victaulic products.</li> <li>• Always verify that the piping system has been completely depressurized and drained immediately prior to installation, removal, adjustment, or maintenance of any Victaulic products.</li> <li>• Wear safety glasses, hardhat, and foot protection.</li> </ul> <p>Failure to follow these instructions could result in death or serious personal injury and property damage.</p>
<ul style="list-style-type: none"> <li>• These products shall be used only in fire protection systems that are designed and installed in accordance with current, applicable National Fire Protection Association (NFPA 13, 13D, 13R, etc.) standards, or equivalent standards, and in accordance with applicable building and fire codes. These standards and codes contain important information regarding protection of systems from freezing temperatures, corrosion, mechanical damage, etc.</li> <li>• The installer shall understand the use of this product and why it was specified for the particular application.</li> <li>• The installer shall understand common industry safety standards and potential consequences of improper product installation.</li> <li>• It is the system designer's responsibility to verify suitability of materials for use with the intended fluid media within the piping system and external environment.</li> <li>• The material specifier shall evaluate the effect of chemical composition, pH level, operating temperature, chloride level, oxygen level, and flow rate on materials to confirm system life will be acceptable for the intended service.</li> </ul> <p>Failure to follow installation requirements and local and national codes and standards could compromise system integrity or cause system failure, resulting in death or serious personal injury and property damage.</p>	

## 7.0 REFERENCE MATERIALS

**Ratings:** All glass bulbs are rated for temperatures from -67°F/-55°C.

[1-40: Victaulic FireLock™ Automatic Sprinklers Installation and Maintenance Instructions](#)

[I-V9: Style V9 Victaulic FireLock™ IGS™ Installation-Ready™ Sprinkler Coupling Installation Instructions](#)

### User Responsibility for Product Selection and Suitability

Each user bears final responsibility for making a determination as to the suitability of Victaulic products for a particular end-use application, in accordance with industry standards and project specifications, as well as Victaulic performance, maintenance, safety, and warning instructions. Nothing in this or any other document, nor any verbal recommendation, advice, or opinion from any Victaulic employee, shall be deemed to alter, vary, supersede, or waive any provision of Victaulic Company's standard conditions of sale, installation guide, or this disclaimer.

### Intellectual Property Rights

No statement contained herein concerning a possible or suggested use of any material, product, service, or design is intended, or should be constructed, to grant any license under any patent or other intellectual property right of Victaulic or any of its subsidiaries or affiliates covering such use or design, or as a recommendation for the use of such material, product, service, or design in the infringement of any patent or other intellectual property right. The terms "Patented" or "Patent Pending" refer to design or utility patents or patent applications for articles and/or methods of use in the United States and/or other countries.

### Note

This product shall be manufactured by Victaulic or to Victaulic specifications. All products to be installed in accordance with current Victaulic installation/assembly instructions. Victaulic reserves the right to change product specifications, designs and standard equipment without notice and without incurring obligations.

### Installation

Reference should always be made to the Victaulic installation handbook or installation instructions of the product you are installing. Handbooks are included with each shipment of Victaulic products, providing complete installation and assembly data, and are available in PDF format on our website at [www.victaulic.com](http://www.victaulic.com).

### Warranty

Refer to the Warranty section of the current Price List or contact Victaulic for details.

### Trademarks

*Victaulic* and all other Victaulic marks are the trademarks or registered trademarks of Victaulic Company, and/or its affiliated entities, in the U.S. and/or other countries.